




## cutting table

Based on a 42"-wide fabric

Fabric	Used for	FIRST CUT		SECOND CUT		THIRD CUT	
		Number of pieces or crosswise strips	Cut size	Number of pieces or crosswise strips	Cut size	Number of pieces or crosswise strips	Cut size
16 hankies 	Blocks	Cut each hanky in quarters to make four 5¾" squares (64 total). Keep squares from same hanky together.					
White solid 	Hanky lining	10	5¾" strips	64	5¾" squares		
Green print 	Sashing	16	1½" strips	112	1½" x 5¾" rectangles		
	Outer border	6	2" strips	Piece together and cut		2	2" x 51½" strips
Pink print 	Setting squares	2	1½" strips	49	1½" squares		
	Inner border	5	1½" strips	Piece together and cut		2	1½" x 49½" strips
						2	1½" x 51½" strips

Metric conversions for cutting table: 1½"(3.81cm) 2"(5.08cm) 5½"(13.97cm) 5¾"(14.61cm) 42"(1.07m) 49½"(1.26m) 51½"(1.31m) 54½"(1.38m)