







## cutting table

Based on a 42"-wide fabric

		FIRST CUT		SECOND CUT		THIRD CUT	
Fabric	Used for	Number of pieces or crosswise strips	Cut size	Number of pieces or crosswise strips	Cut size	Number of pieces or crosswise strips	Cut size
Pink print #1 	Blocks	4	1½" strips				
Pink print #2 	Blocks	7	1½" strips				
Pink print #3 	Blocks	10	1½" strips				
Purple print #1 	Blocks	6	1½" strips				
Purple print #2 	Blocks	8	1½" strips				
Purple print #3 	Blocks	10	1½" strips				
	Corner triangles	1	6⅝" strip	2	6⅝" squares	Cut once diagonally	
	Side triangles	1	12⅝" strip	3	12⅝" squares	Cut twice diagonally	
	Border	5	2½" strips	Piece together and cut		4	2½" x 47¾"
Green print 	Blocks	2	2½" strips	29	2½" squares		
	border	5	1½" strips	Piece together and cut		2	1½" x 45¾"
						2	1½" x 47¾"

Metric conversions for cutting table: 1½"(3.81cm) 2½"(6.35cm) 6⅝"(16.83cm) 12⅝"(32.07cm) 42"(1.07m) 45⅝"(1.16m) 47¾"(1.21m)